HAVIT COMMERCIAL

9W DIM TO WARM TRIMLESS MINI

9W Trimless Mini Recessed Downlight

Aluminium · White with gold insert
240V · TRIAC or DALI 2

9 W MAX WATTAGE	655 lm LUMENS
90+ CRI	50° BEAM ANGLE
<19 UGR	IP44 FRONT OF FITTING

WARRANTY T&CS

WEBSITE

Havit Commercial

www.havitcommercial.com.au · 02 9381 8383
sales@havitcommercial.com.au
8/133 Beauchamp Road, Matraville, N.S.W., 2036

ALUMINIUM WHITE

Gold insert · TRIAC or DALI 2



TRIAC DIMMING · DALI 2 · IP44 INDOOR/OUTDOOR WATER RESISTANT · DIM TO WARM

01 PRODUCT SPECIFICATIONS

MATERIAL	Aluminium + PC
COLOUR / FINISH	White with gold insert
INSTALLATION TYPE	Ceiling – Recessed
CUT OUT	Ø90mm
COLOUR TEMP	Dim to warm 1800K – 3000K
LUMENS	655lm
INPUT VOLTAGE	240V (supplied with flex & plug)
PROTECTION CLASS	Class 2 – no earth required
LAMP BASE	Built in LED
MAX WATTAGE	9W
DIMMING	TRIAC or DALI 2
CRI	90+
BEAM ANGLE	50°
IP RATING	IP44 (front of fitting only)
IK RATING	IK02
LAMP EXPECTANCY	>50,000hrs*
SDCM	<3
UGR	<19
IC RATING	IC-4
DIFFUSER TYPE	PC
TILT	30°
WARRANTY	5 years replacement*

02 PRODUCT ORDERING

	ORDER CODE	FINISH	LAMP	INPUT	BARCODE
	**HCP-81328909**	Aluminium White	9W LED · Dim to warm	TRIAC dimmable	9350418060334
	**HCP-81348909**	Aluminium White	9W LED · Dim to warm	DALI 2 dimmable	9350418060402

DIM TO WARM
1800K – 3000K

3000K 100% · **2700K** 75% · **2400K** 50% · **2100K** 25% · **1800K** 10%

03 DIMENSIONS

CUT OUT = Ø90MM

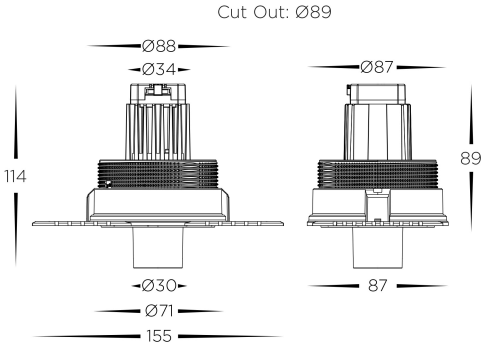

*See Warranty Terms & Conditions for more information.

04 FITTING ROTATION

ADJUSTABLE POSITIONING

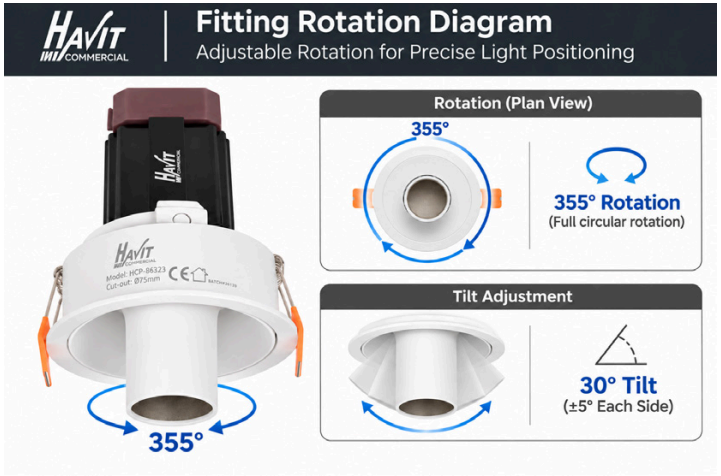

05 PHOTOMETRICS

AVG 51.9°

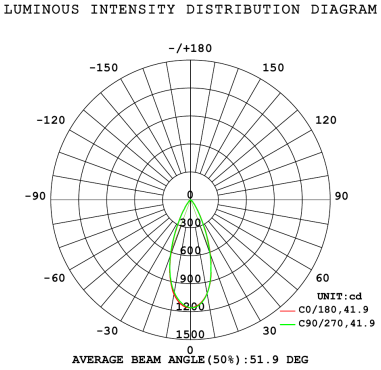

C0/180: 41.9° · C90/270: 41.9°

06 BEAM ANGLE

FLOOR LEVEL*

50°

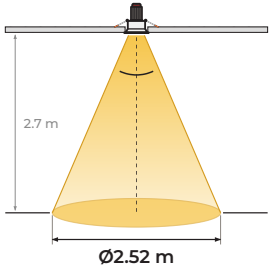

2.4 m ceiling	**Ø2.24 m**
2.7 m ceiling	**Ø2.52 m**
3.0 m ceiling	**Ø2.80 m**

07 DIM TO WARM

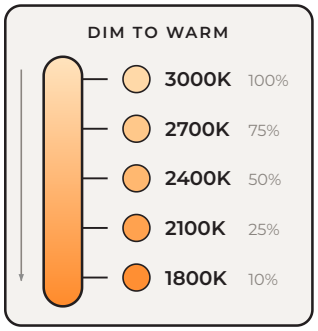

Colour temperature warms from 3000K to 1800K as the brightness is reduced, like a halogen lamp.

08 INSTALLATION

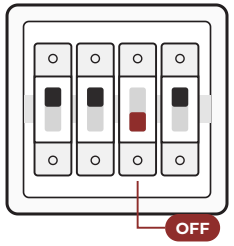

01

ISOLATE POWER

Turn off the supply at the switchboard before installing or servicing.

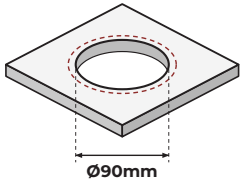

02

CUT THE CEILING

Cut a Ø90mm hole. Check the ceiling void is clear of joists, pipes and cables.

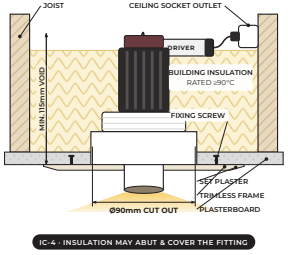

03

CONNECT & INSERT

Plug the flex into the ceiling outlet and seat the fitting in the opening. Fix the trimless frame to the board, then set and finish flush. No clips.

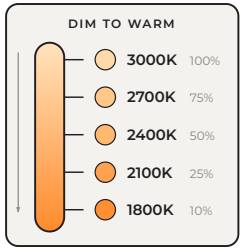

04

DIM TO WARM

Colour shifts automatically from 3000K to 1800K as the fitting is dimmed with a TRIAC or DALI 2 dimmer.

09 ACCESSORIES

SOLD SEPARATELY



HCP-86526	HCP-86227	HCP-86228	HCP-86328
GOLD INNER INSERT	BLACK ROUND INSERT	BLACK OUTER INSERT	WHITE OUTER INSERT

10 INSTALLATION NOTES

01 Installation must be carried out by a licensed electrician in accordance with AS/NZS 3000.

02 Supplied with flex and plug for 240V mains connection. Class 2 – no earth required.

03 Allow a minimum 115mm clear ceiling void (fitting height 114mm).

04 IC-4 rated: building insulation rated for continuous exposure to 90°C may abut and cover the fitting.

05 IP44 applies to the front of the fitting only – the rear must sit in a dry ceiling space.

06 Dimming performance depends on the TRIAC or DALI 2 control used with the selected model.

07 Optional inserts are sold separately and change the finish of the lamp tube and surround.

08 Clean with a soft dry cloth only. Do not use solvents or abrasive cleaners.

*Beam diameters are calculated from the nominal beam angle (50% peak intensity) and are indicative only. See Warranty Terms & Conditions for more information.